

**ACCESSING YOUR TAKE-HOME EXAMS.** Open a web browser and log in to your [MyLaw portal](#). Your take-home examination is located on the right hand side of your home page under the “Upcoming Exams” heading. Click on the “(Available)” link for the corresponding exam you would like to begin:

| BROWSE                  | PAGE |  |  |
|-------------------------|------|--|--|
| SYLLABI                 |      |  |  |
| EXAM ARCHIVES           |      |  |  |
| RECORDINGS              |      |  |  |
| ACADEMIC RECORDINGS     |      |  |  |
| EVALUATIONS             |      |  |  |
| COURSE EVALUATIONS      |      |  |  |
| ACADEMIC INFORMATION    |      |  |  |
| SPRING 2024 INFORMATION |      |  |  |
| FALL 2023 INFORMATION   |      |  |  |
| MISCELLANEOUS           |      |  |  |
| GWEB                    |      |  |  |
| LOOK UP MY GWID         |      |  |  |
| CHANGE PASSWORD         |      |  |  |


[View All](#)

There are currently no items to display. To view all active items, click "View All".

### SPRING 2024 COURSES

| COURSE   | LAST UPDATED | STATUS   |
|--|--------------|----------|
| <b>9999-10 Web Portal Law</b><br>Faculty, Jane<br>Faculty, Joe | N/A          | Enrolled |

### UPCOMING EXAMS

| EXAM DETAILS   | AVAILABILITY   |
|--|--|
| <b>9999-10 Web Portal Law</b><br><i>Final Exam</i><br>Self-Scheduled<br><br><b>Starts:</b> 03/11/24 9:00AM<br><b>Ends:</b> 04/18/24 5:00PM<br><b>Time Limit:</b> 1 Day(s) 0 Hr(s) 0 Min(s) | <b>(Available)</b><br> |

Clicking on the “(Available)” link will take you to the Exams page. Choose your exam and click on the corresponding “(Start)” link:

BROWSE PAGE

HOME EMAIL COURSES DEPARTMENT INFO DOCKET PHOTO DIRECTORY INNS OF COURT SPACE RESERVATIONS LAW SCHOOL WEBSITE

EXAM HOME

# Exams

Welcome to the Law School exam system. If the current time is within 5 minutes of one of your scheduled exams, you may have been redirected here automatically. Once your exam starts, you will no longer be redirected here automatically. If no exams are listed, please check back at a later time or contact the Records Office if you feel this is in error.

## UPCOMING EXAMS

EXAM DETAILS

AVAILABILITY

**9999-10 Web Portal Law**  
*Final Exam*  
Self-Scheduled  
**Starts:** 03/11/24 9:00AM  
**Ends:** 04/18/24 5:00PM  
**Time Limit:** 1 Day(s) 0 Hr(s) 0 Min(s)

(Start)



The “(Start)” link will change to “(Continue)” when you return to continue an in-progress exam or to upload answers. Please note that your time will not commence until you complete the next step (STEP 1).

**STEP 1. Review Exam Information and General Instructions. You will be prompted to indicate that you have read, understand and agree to the Pledge of Honesty. Click the checkbox to agree to the Pledge of Honesty and then click the “START EXAM” button:**

## EXAM INFORMATION

|               |                                |
|---------------|--------------------------------|
| Course Name:  | 9999-10 Web Portal Law         |
| Instructor:   | J. Faculty, J. Faculty         |
| Exam Name:    | Final Exam                     |
| Exam Type:    | Self-Scheduled                 |
| Book Type:    | See Exam Instructions          |
| Grading Type: | Exam ID                        |
| Room:         |                                |
| Start Date:   | 03/11/2024 9:00AM              |
| End Date:     | 04/18/2024 5:00PM              |
| Time Limit:   | 1 Day(s) 0 Hour(s) 0 Minute(s) |

## YOUR PROFILE

Name: Jenna Student  
 Email: jstudent51@law.gwu.edu  
 Exam ID#: upi\_47779

## REVIEW INSTRUCTIONS & EXAM INFORMATION

### General Instructions:

Please download the exam questions to begin the exam. Upload your answers and click "Submit Exam" by the time specified.

### Pledge of Honesty:

On my honor, I submit this work in good faith and pledge that I have neither given nor received improper aid in its completion.

I have read, understand and agree to the Pledge of Honesty.



**START EXAM**



**Warning: Your time begins when you click "START EXAM"**

The “START EXAM” button will change to “CONTINUE EXAM” when you return to continue an in-progress exam or to upload answers. **IMPORTANT: Your time will begin once you click the “START EXAM” button.**

**STEP 2. Download the Exam Questions. Click the link listed below the “EXAM QUESTIONS/MATERIALS” heading:**

## STEP 2. DOWNLOAD EXAM QUESTIONS, (IF AVAILABLE FOR THIS EXAM)

---

The following items are available for download. Click the title to the right of file icon to download. You will be prompted to click a link to start the document download. If prompted to Open or Save an exam question file select **Save**.

### EXAM QUESTIONS/MATERIALS

 [9999-10.pdf](#)



The link will direct you to the “DOWNLOAD DOCUMENT” page. Click on the file link:

## DOWNLOAD DOCUMENT

---

Please click the link below to download this document. If you are prompted to 'Open' or 'Save' the file, click 'Save' and save it to your local machine to work on it.

 [9999-10.pdf](#)



[BACK TO EXAM](#)

The file link will prompt you to download and save the exam question document to your computer.

At this point you may log out of MyLaw and begin preparing your exam answer document via word processing software. Your exam answer document must be submitted in PDF format. A PDF document will be emailed to the professor(s).

Once you have created your exam answer PDF and are ready to upload/submit and finalize it, log back in to your [MyLaw portal](#).

Select the “(Continue)” link under the “UPCOMING EXAMS” heading:

## UPCOMING EXAMS

---

### EXAM DETAILS

**9999-10 Web Portal Law**

*Final Exam*

Self-Scheduled

**Starts:** 03/11/24 9:00AM

**Ends:** 04/18/24 5:00PM

**Time Limit:** 1 Day(s) 0 Hr(s) 0 Min(s)

### AVAILABILITY

[\(Continue\)](#)



Click the “CONTINUE EXAM” button under the “I have read, understand and Agree to the Pledge of Honesty” checkbox:

## REVIEW INSTRUCTIONS & EXAM INFORMATION

---

### General Instructions:

Please download the exam questions to begin the exam. Upload your answers and click "Submit Exam" by the time specified.

### Pledge of Honesty:

On my honor, I submit this work in good faith and pledge that I have neither given nor received improper aid in its completion.

I have read, understand and agree to the Pledge of Honesty.

CONTINUE EXAM



**STEP 3. Upload Exam Answers.** Select the “Choose File” button:

## STEP 3. UPLOAD EXAM ANSWERS

---

Choose File No file chosen



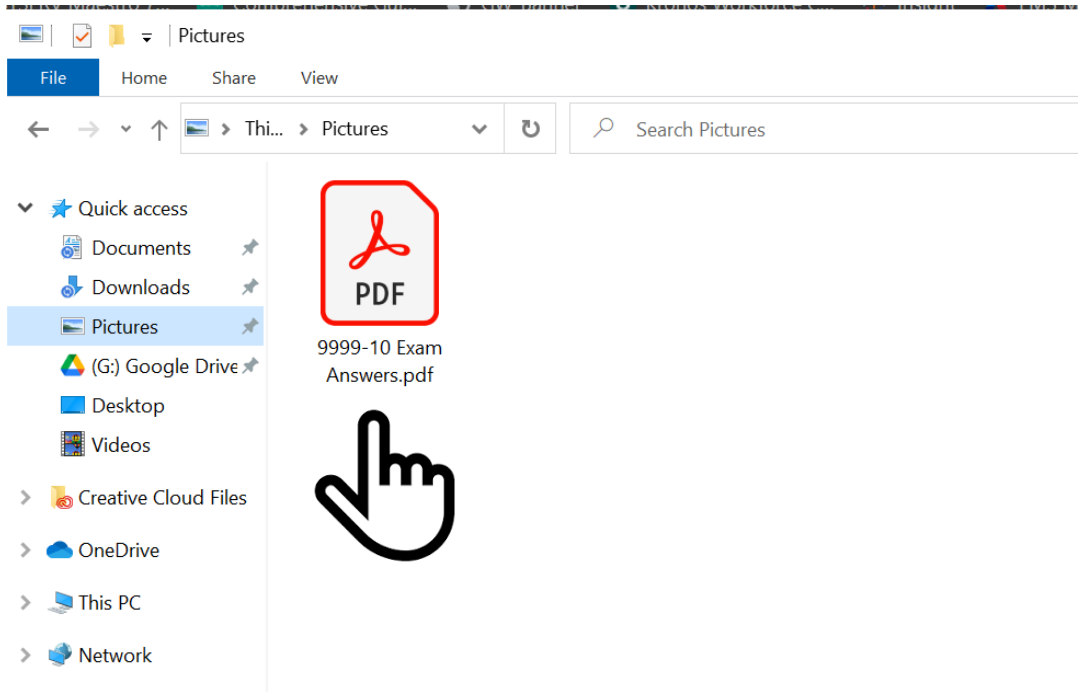
UPLOAD FILE

Time Remaining: 23 Hours, 12 Minutes, 13 Seconds

Files Submitted

No files submitted for grading!

Select your exam answer pdf document from your computer:



Then select the "Upload File" button:

### STEP 3. UPLOAD EXAM ANSWERS

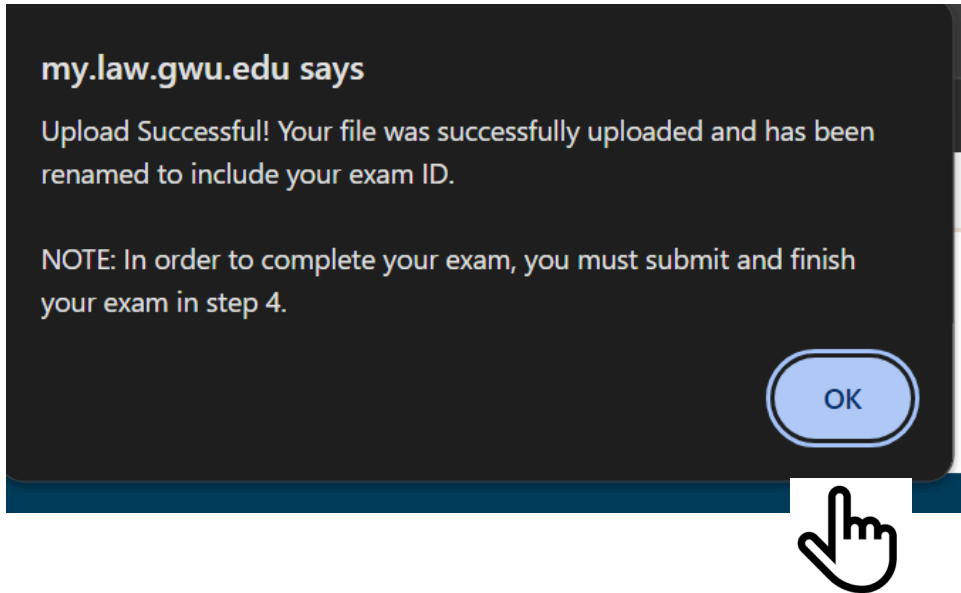
Choose File 9999-10 Exam Answers.pdf

**UPLOAD FILE** Time Remaining: 23 Hours, 4 Minutes, 52 Seconds

 Files Submitted

No files submitted for grading!

You will receive a message. Click the “OK” button:



**Proceed to and complete Step 4 only when you are ready to submit the final version of your exam answer document. You will not be able to revise or otherwise edit your exam answer document after completing Step 4. Click the “SUBMIT EXAM” button:**

## STEP 4. SUBMIT EXAM

---

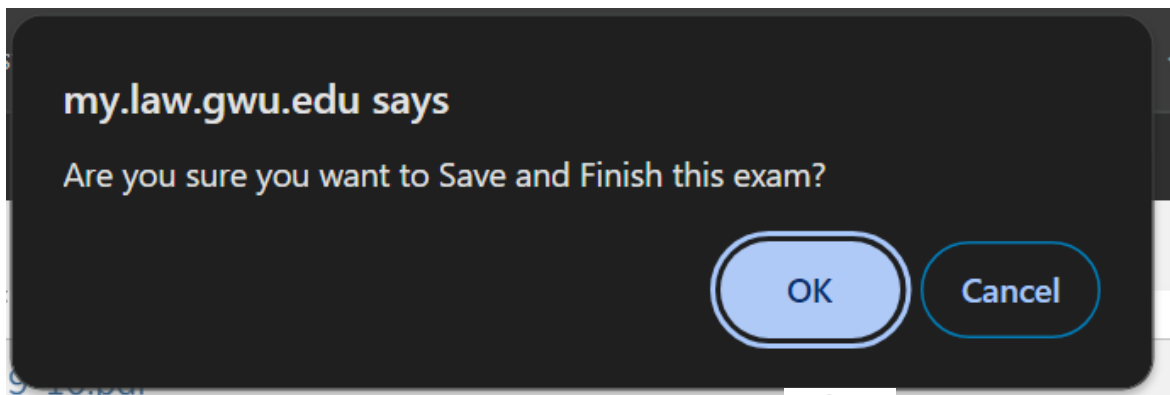
You must upload all your completed materials before clicking Submit Exam.

**SUBMIT EXAM**

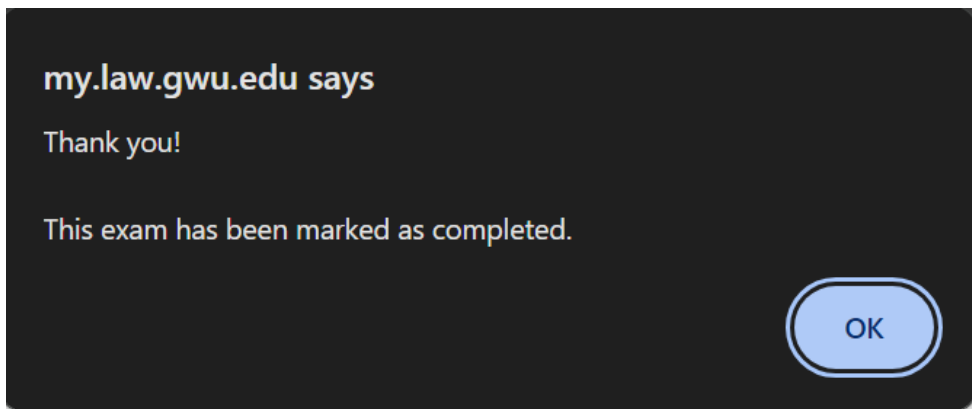




You will receive a message. Click the "OK" button:



You will receive a confirmation message. Click the "OK" button:



The program will automatically enter your Exam ID number on your answer. You may view your submitted documents by returning to your portal and clicking the “(Review)” link for the appropriate course. **IMPORTANT: Your exam cannot be changed once you have completed Step 4. The “(Review)” link does not permit revising or resubmission:**

## UPCOMING EXAMS

---

### EXAM DETAILS

### AVAILABILITY

**9999-10 Web Portal Law**

*Final Exam*

Self-Scheduled

**Starts:** 03/11/24 9:00AM

**Ends:** 04/18/24 5:00PM

**Time Limit:** 1 Day(s) 0 Hr(s) 0 Min(s)

[\(Review\)](#)

